


Unitech Flexible Impeller Pumps Series 350

APPLICATION:

Transportation of fluids with viscosity up to 50 Pa.s and inserting of fractions corresponding with pump's technical parameters. Designed mainly for the food industry, these pumps also find application in other fields of usage.



STANDARD EQUIPMENT:

Block pump – directly joined to the shaft of the electric motor.

***Mr-modification** (joined to the shaft of the gear-motor)

Standing on heels of the el. motor.

Material AISI 304/ NBR

Inlet / Outlet: male union joints DIN 11851

OPTIONS:

***B-modification** (By-pass with safety overflow valve)

***K-modification** (mounted on a trolley with Starter)

***Se-modification** (with eccentric protective cover on the engine)

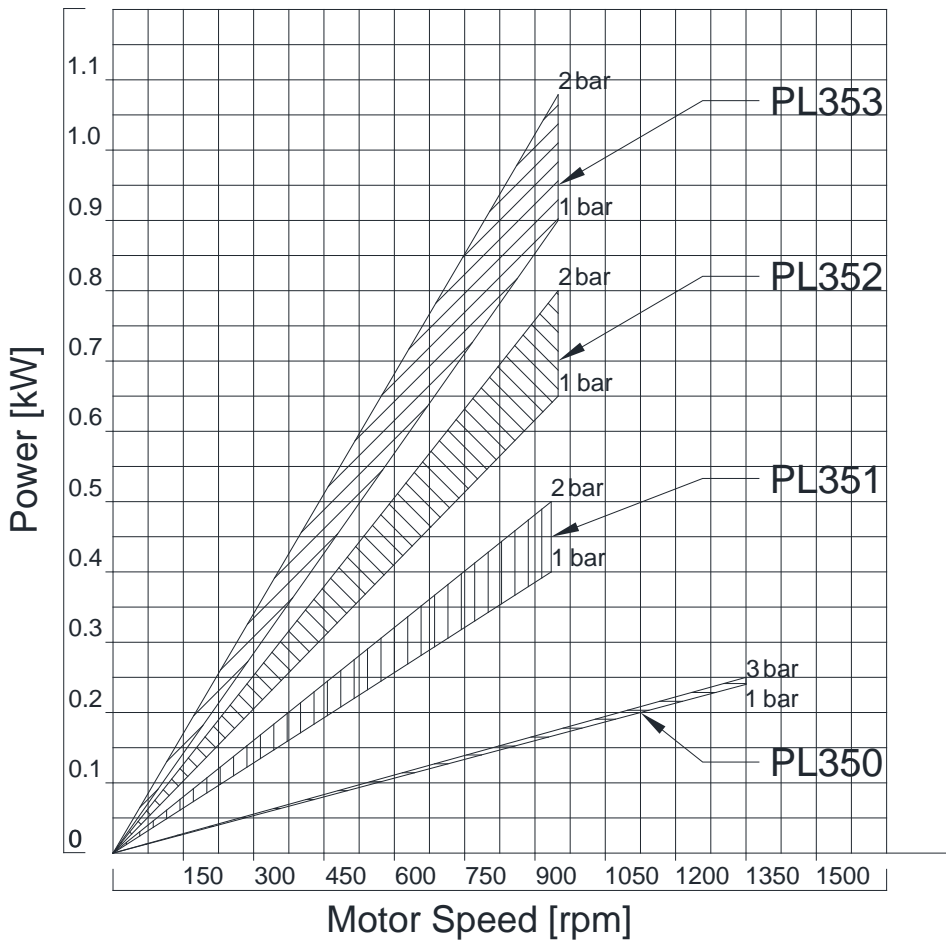
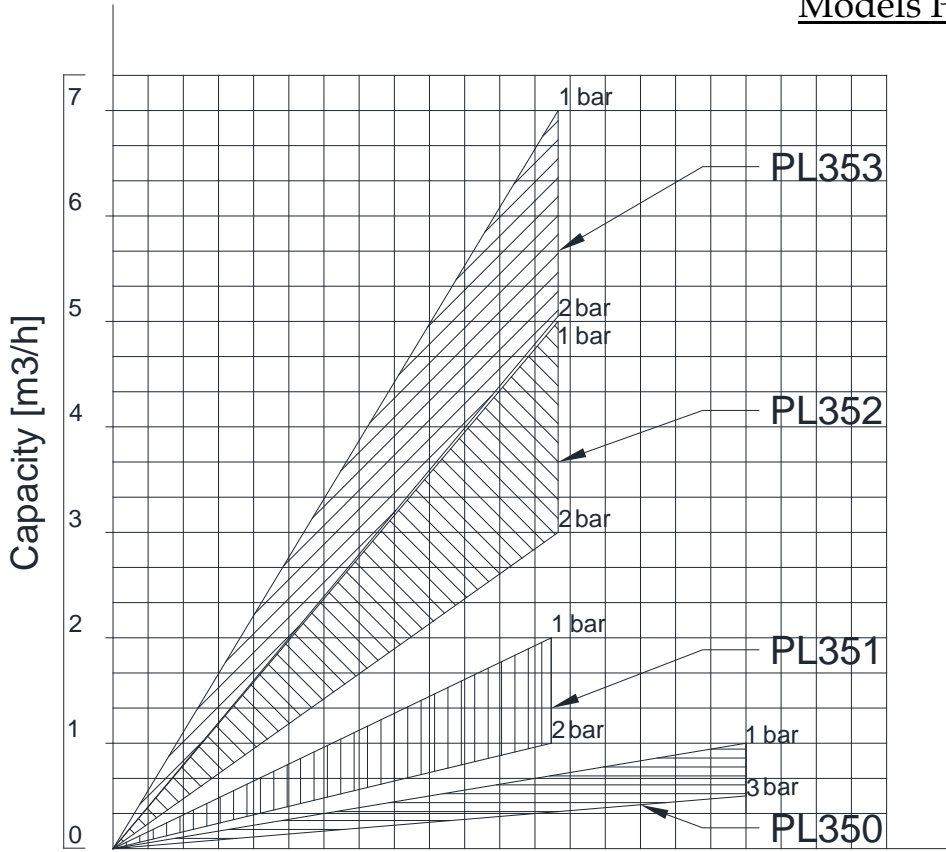
Material AISI 316

Connection: Garolla, SMS, Macon, Clamp, etc.

***Other Options on Request**

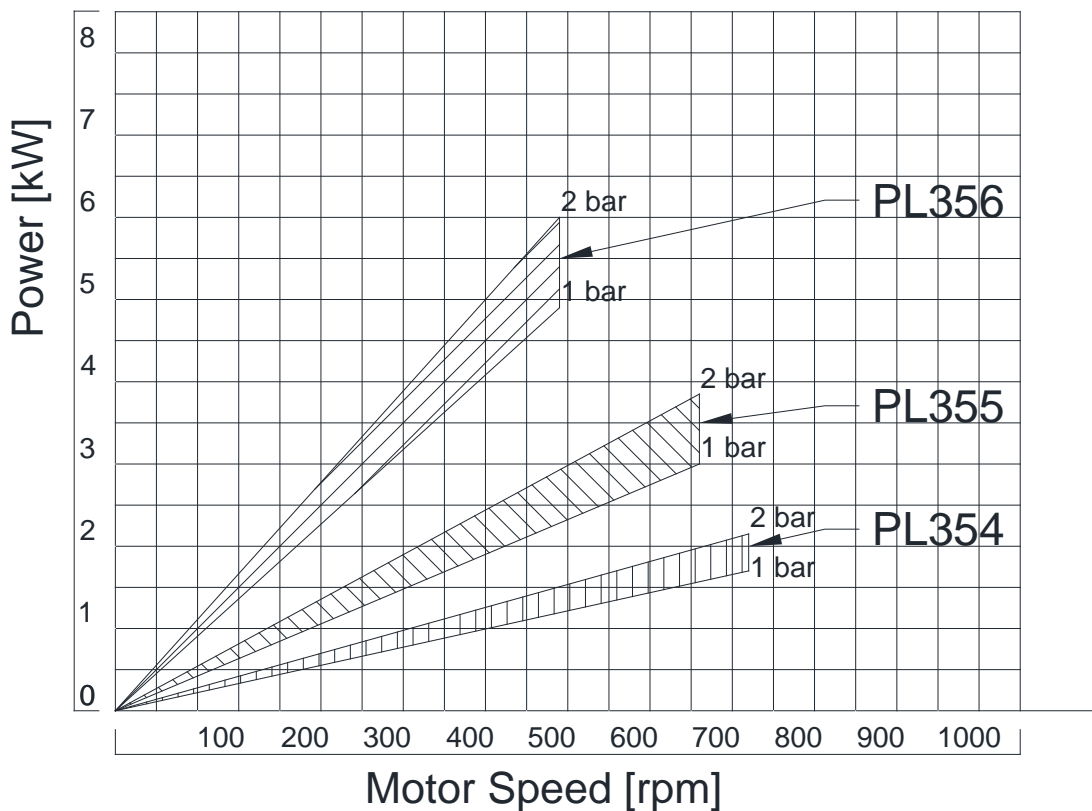
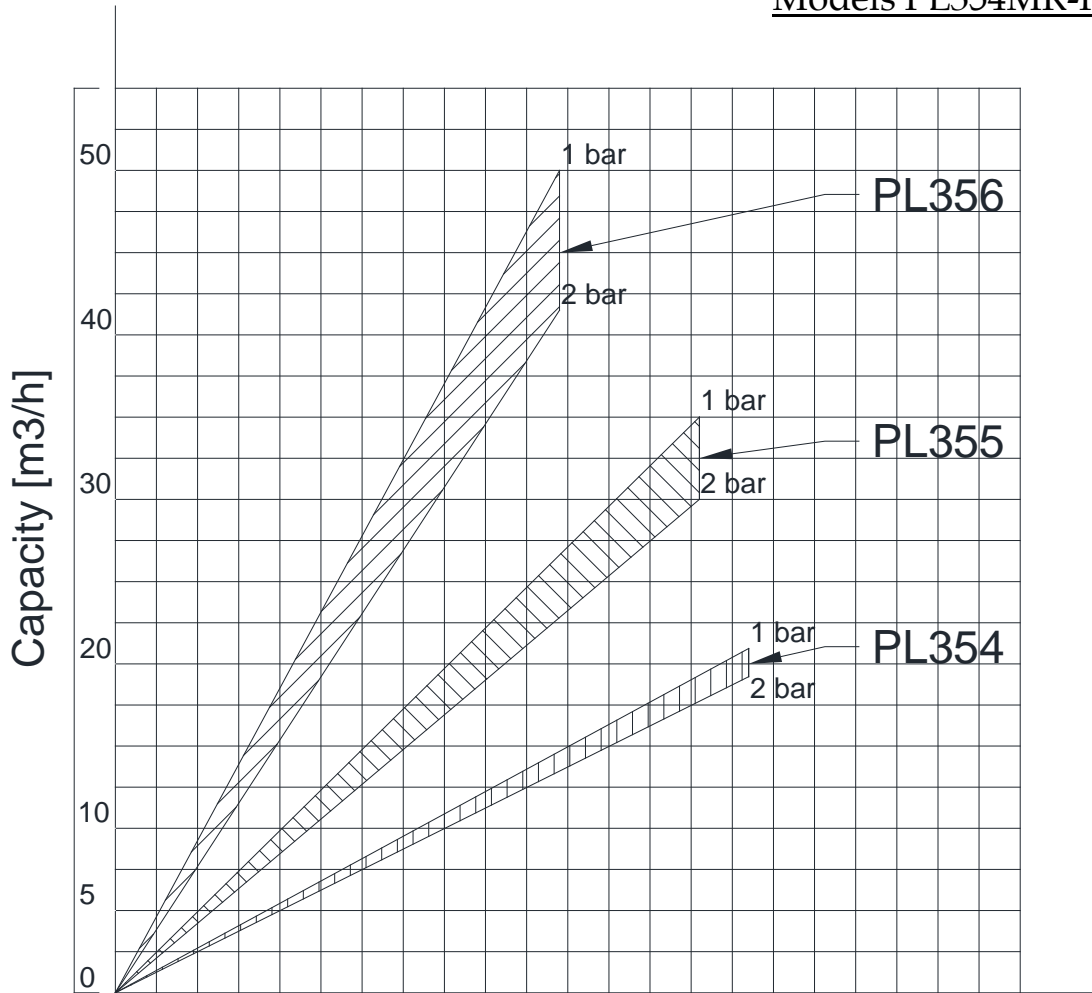
Technical Parameters								
Model	Capacity	Nominal Pressure	Electric Motor		Connection	Temperature	Viscosity	Weight
			kW	RPM				
PL350	1 m ³ /h	1.0 bar	0.25	1350	male union joints DIN 11851	+2 ÷ +85°C	up to 50 Pa.s	8 kg
PL351	3 m ³ /h		0.75	935				16 kg
PL352	5 m ³ /h		1.1	930				18 kg
PL353	7 m ³ /h		1.1	930				22 kg
PL354MR	20 m ³ /h		2.2	770				42 kg
PL355MR	35 m ³ /h		4.0	760				66 kg
PL356MR	50 m ³ /h		7.5	540				140 kg

Characteristic Curves of the Unitech Flexible Impeller Pumps Series 350
Models PL350-PL353



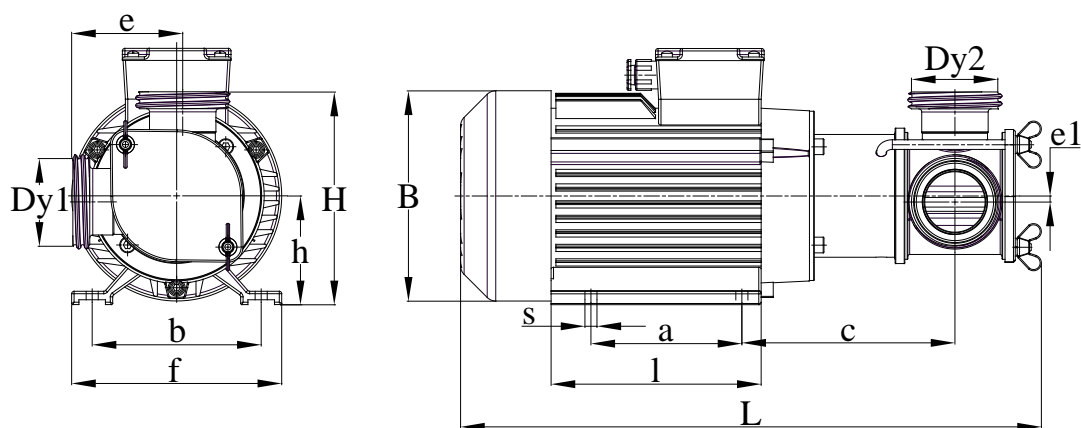
*with fluid – water at temperature 20 °C.
 *with pipes equal with pump's connections.

Characteristic Curves of the Unitech Flexible Impeller Pumps Series 350
Models PL354MR-PL356MR

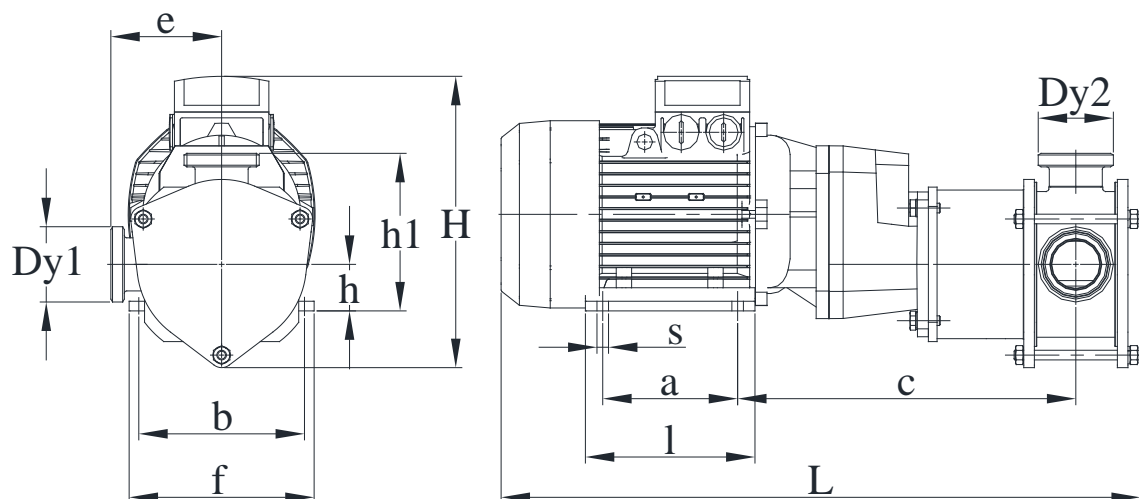


*with fluid – water at temperature 20 °C.
 *with pipes equal with pump's connections.

Dimensions of the Unitech Flexible Impeller Pumps Series 350



Dimensions, mm														
Model	Dy1	Dy2	L	B	H	h	c	a	l	e	e1	b	f	s
PL350	20	20	310	140	146	71	110	90	110	75	-	112	135	7
PL351	32	32	400	175	190	90	140	100	140	100	-	140	175	10
PL352	40	40	450	175	173	90	150	125	174	88	5	140	174	10
PL353	50	50	485	175	176	90	176	125	172	91	5	140	174	10



Dimensions, mm													
Model	Dy1	Dy2	L	H	h	h1	c	a	l	e	b	f	s
PL354MR	50	50	665	305	48	163	351	140	172	115	160	192	12
PL355MR	65	65	845	380	70	210	451	140	172	140	216	250	12
PL356MR	80	80	1025	435	122	380	695	140	172	258	200	240	12