

Unitech Centrifugal Pumps Series 160

APPLICATION:

Pumps of this type transport food, aggressive and other fluids pure from mechanical alloys. Find application in all areas of food, chemical, pharmaceutical and others industries, which requires specific hydro- transport and exist similar conditions.



STANDARD EQUIPMENT:

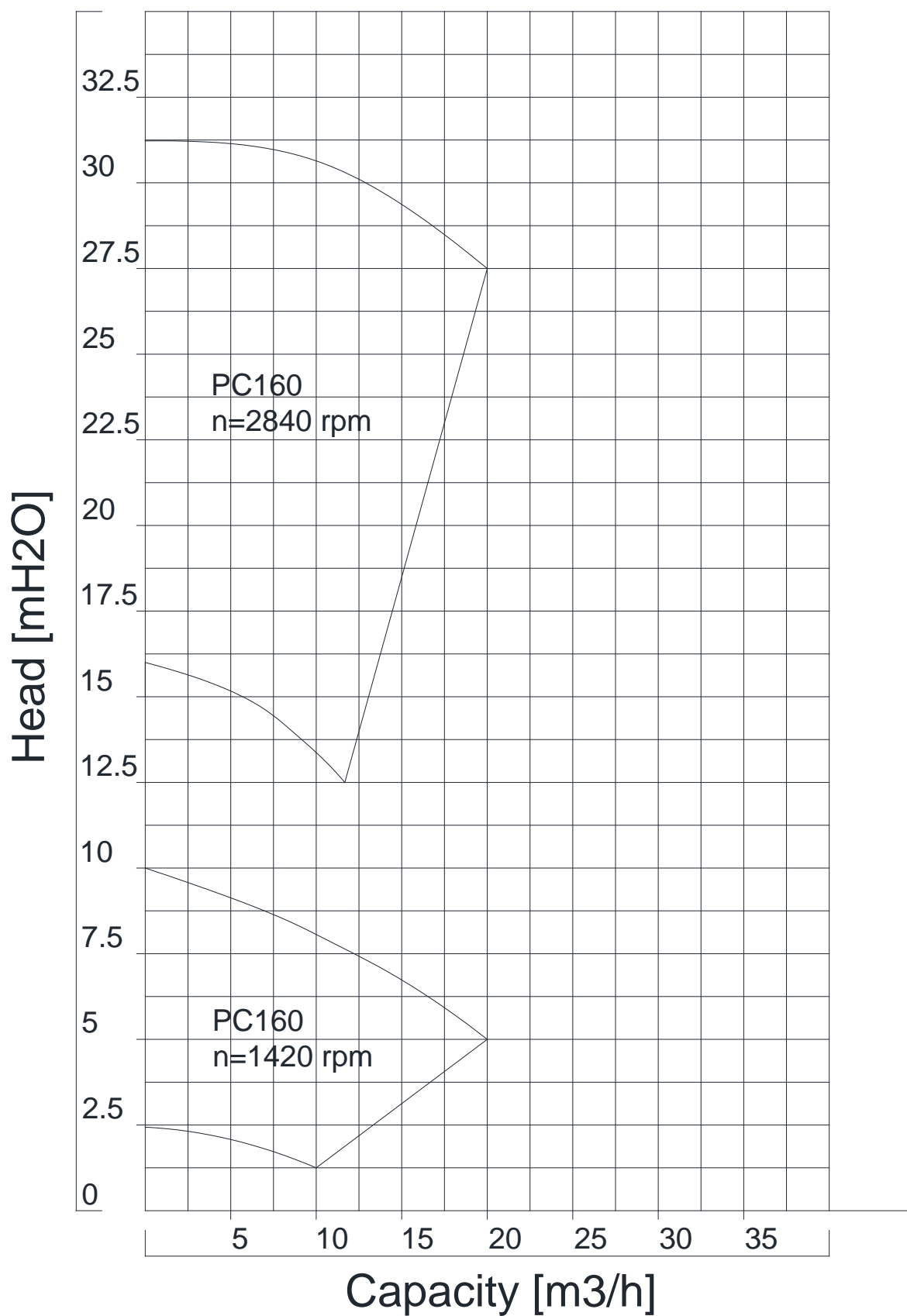
Block pump, directly joined to the shaft of the electric motor.
 Standing on heels of the el. motor.
 Material AISI 304
 Standard Inlet / Outlet: male union joints DIN 11851

OPTIONS:

***V-modification** (Double mechanical sealing)
***K-modification** (mounted on a trolley with Starter)
***Se- modification** (eccentric protective cover on the engine)
***T-modification** (with double wall for cooling/heating)
 Material AISI 316
 Connection: Garolla, SMS, Macon, Clamp, etc.
***Other Options on Request**

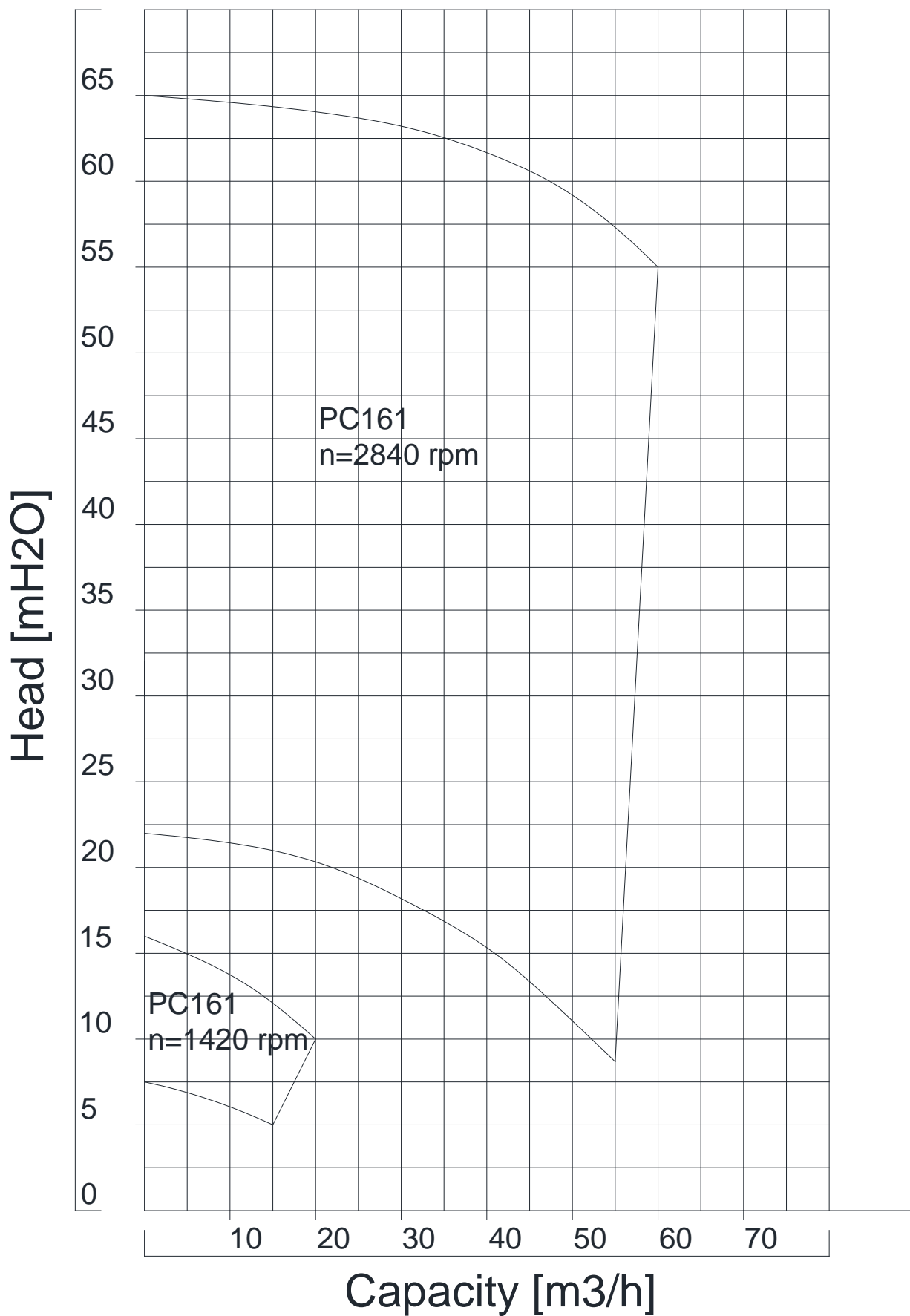
Technical Parameters					
Model	Capacity	Head	Electric Motor	Connection	Temperature
PC160	up to 20 m ³ /h	up to 3.0bar	up to 3.0kW	male union joints DIN 11851	+2 ÷ +95°C
PC161	up to 100 m ³ /h	up to 5.0bar	up to 11.0kW		

Characteristic Curves of the Unitech Centrifugal Pumps Series 160



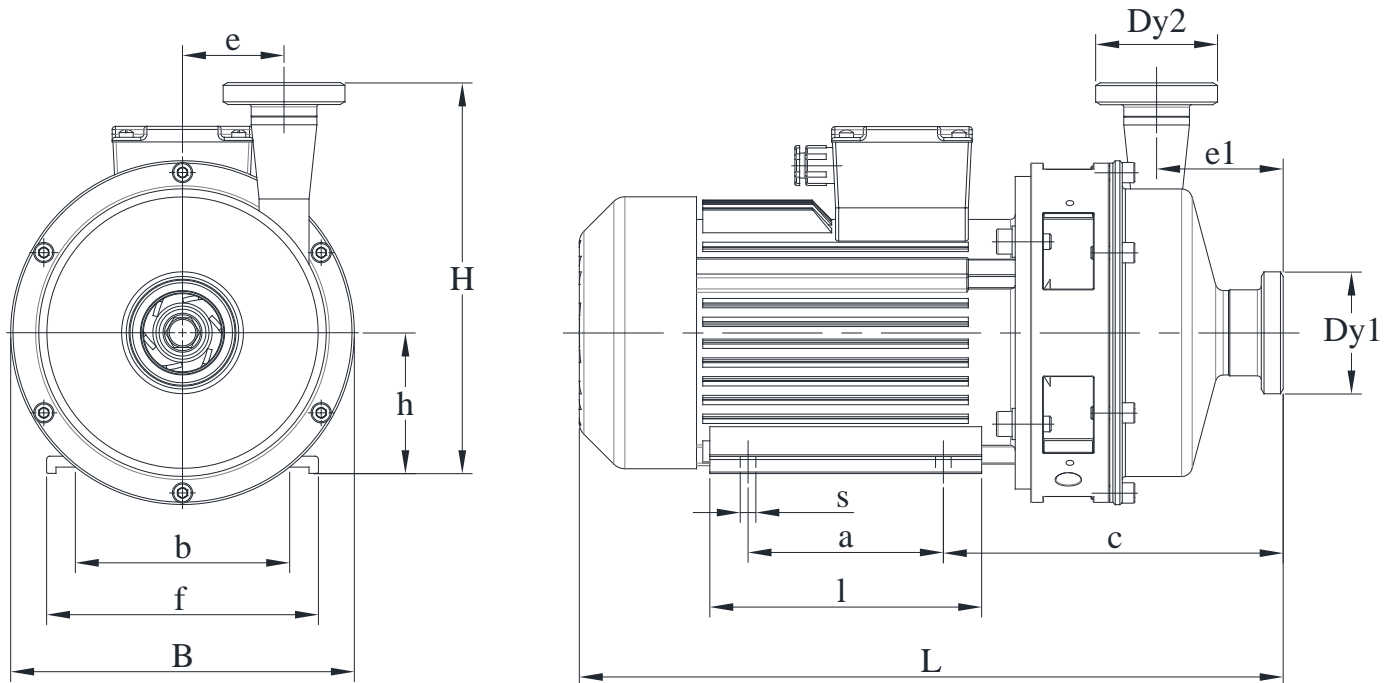
*with fluid – water at temperature 20 °C.
*with pipes equal with pump's connections.

Characteristic Curves of the Unitech Centrifugal Pumps Series 161



*with fluid – water at temperature 20 °C.
*with pipes equal with pump's connections.

Dimensions of the Centrifugal Pumps Series 160



Dimensions, mm														
Model	Dy1	Dy2	L	B	H	h	e	e1	c	a	b	l	f	s
PC160 – 0.75/4	40 50	32 40 50	400	220	240	80	65	81	211	100	125	130	155	10
PC160 – 0.75/2														
PC160 – 1.1/2			420		250	90			217	125	140	155	185	
PC160 – 1.5/2														
PC160 – 2.2/2			445		320	100			288	140	160	180	200	
PC160 – 3.0/2														
PC161 – 2.2/4	50 65 80	50 65 80	545	310	320	100	95	111	295	190	220	260	12	
PC161 – 3.0/2														
PC161 – 3.0/4			555		332	112			314	216	240			
PC161 – 4.0/2														
PC161 – 5.5/2			640		352	132			178	216	240			
PC161 – 7.5/2														
PC161 – 11.0/2			690											